

BULK FEED TANKS AND GRAIN HOPPER TANKS

FARM HOPPER TANKS



PROVEN & DEPENDABLE™

WWW.GRAINSYSTEMS.COM

WHY GSI


PROVEN & DEPENDABLE

Only GSI feed tanks feature the exclusive, patented Auto-Lok ground control access system for opening, closing and latching the fill cap safely and easily from the ground. The cap swings open a full 180° to lie flat and parallel to the ground, completely eliminating interference with, or damage to, the cap from the auger.

Bulk Feed Tanks also feature an optional hopper valve for accessing small amounts of material to a location not serviced by the auger system.

GSI manufactures roofs from prime, high tensile, galvanized steel. The higher tensile steel adds up to 20% more strength, with no extra weight, which is critical in clear span roof structural design. Roof eave clearance can be adjusted at the time of installation. Each roll formed roof rib has four supportive bends in the vertical sides for maximum strength. Tall roof ribs are fully double overlapped for moisture resistance and additional support. The easy to open peak cap provides a large 30" diameter opening for fast filling.

GSI stiffeners are manufactured from high tensile strength 70,000 PSI (483 MPA) steel and completely galvanized for durability. Stiffeners feature strong splice joints with large cross sectional areas, both critical elements of vertical stiffeners, and are installed two-post (two per sidewall panel) externally to bear directly on the base columns.



BULK FEED TANKS (BFT)

BFTs are a popular way of storing feed due to their ease of installation, lower expansion cost and convenient hopper unloading. Several of these tanks can be installed to store a variety of grains and the sealed roof and body design helps protect grain/feed from moisture damage.

GSI Bulk Feed Tanks are available in 6', 7', 9', 12', and 15' diameters and range in capacities up to 2678 bu. (60.52 MT).



GRAIN HOPPER TANKS (GHT)

GHTs are able to support slightly heavier loads than typical ground feed bulk tanks. Grain Hopper Tanks can be used for temporary storage, adapted to several grain drying and conditioning systems, or serve as long term storage for properly dried grain.

Available in 9', 12', 15', 18' and 21' diameters and are designed to hold 45 lbs. per cubic foot, with total bin capacities exceeding 6000 bushels (150 MT).



	HOPPER BIN COMPARISONS	
	BFT	GHT
Corrugation	2.66	2.66
Stiffened	No	No
Legs	Rolled	Rolled
Material Capabilities	40 lbs./cu. ft.	45 lbs./cu. ft.
Roof Style	Sealed	Grain Bin
Roof Peak Loads	1,200 lbs.	2,500 lbs.
Opening	16" or 22"	16" or 22"
Hopper Angles	60°, 67°	45°

FEATURES

FARM HOPPER TANKS

THE SOLID CHOICE

GSI precision formed, galvanized coated, high tensile steel sidewall sheets provide outstanding strength and durability. Optional fully die-formed side ladders with dimpled non-skid rungs provide convenient access to the tank.


LEGS & ANCHORS

GSI tanks are supported by our fully galvanized, 6-bend roll-formed legs. GSI legs provide significantly greater strength over simple angle iron legs and greater corrosion resistance and longer life compared to painted legs. Galvanized roll-formed cross ties and two-piece leg anchor sections assist in transferring the tank load to the base and provide greater strength, stability, and support.



FLEX-FLO™ FLEXIBLE AUGER SYSTEMS

Tubing and augers are available in four sizes and five models with capacities ranging from 15 lbs. to 220 lbs./minute. Whether it's ground feed, crumble feed, mash, high moisture corn, shelled corn or pellets, GSI has the combination to handle it. For corn with up to 27% moisture and other hard to flow materials, GSI also offers a Flex-Flo™ High Roughage system which incorporates a special combination of a 3" (76mm) auger in a 3-1/2" (89mm) tube to reduce plugging.




RIGID AUGER

A complete line of rigid augers and accessories are available for high capacity material handling. In 4", 6", and 8" diameters, and lengths from 11' to 21', the GSI rigid auger can be configured to meet the most demanding applications, with capacities up to 2100 BPH.

ROTARY UNLOADER

Designed to fit below the 22" Maxi-Flo boot, GSI's rotary unloaders are available for 2.2" (55mm), 3" (75mm), 3.5" (90mm) and 5" (125mm) Flex-Flo™ or 4", 6", and 8" rigid auger systems.



FARM HOPPER TANKS



**STRAIGHT
DROP BOOT**



30° DROP BOOT



**CLEAR STRAIGHT
DROP BOOT**

UNLOADER SYSTEMS

GSI offers several unloader systems including single, twin, tandem and twin tandem models. Augers can be direct or belt driven by a 1/3 to 1-1/2 horsepower, totally enclosed fan cooled motor at a standard 358 RPM (other speeds are available for special applications). Additional grain handling accessory equipment is available including extension systems to adjust auger lengths, time clocks, automatic shut-off switches, intermediate drop kits and y-drops.

GSI's 16" (406mm) parabolic boot (available in straight drop or 30° models) is made from the very latest in ultra high impact polypropylene for greater flexibility, dependability and durability. The clear poly carbonate version provides a window to confirm that feed is present.



HEAVY DUTY BOOTS

Multiple outlet requirements can be easily handled by our 22" (559mm) all metal boot. This boot, which can be fitted to any GSI grain hopper tank, will allow installation of up to four feed lines in several directions at once.

HOPPER BOTTOMS

Hopper panels are die-formed with rounded corners and sealed edges down-turned for a weather-tight fit. In addition, assembly with rounded, truss-head bolts reduce bridging of contents on inner surfaces. The eave is specially die-formed to conform to the shape of the sidewall corrugation.

GSI's drip lip water deflection system is a one-of-a-kind, roll-formed bottom sheet edge which forces water away from the hopper and lower boot area. Complete weather protection without a loss in capacity.



WITHOUT DRIP LIP



WITH DRIP LIP

SPECIFICATIONS

GRAIN HOPPER TANKS

GHT

DIAMETER (FEET)	RINGS	HOPPER ANGLE	BUSHEL	CAPACITY (CUBIC FEET)	CAPACITY (METRIC TONS)	CAPACITY (U.S. TONS)	HEIGHT (FEET)	HEIGHT (METERS)
9	2	45°	388	482.7	8.76	9.65	14'2"	4.32
	3	45°	523	650.6	11.80	13.01	16'10"	5.13
	4	45°	658	818.5	14.85	16.37	19'6"	5.94
	5	45°	793	986.3	17.89	19.73	22'2"	6.75
	6	45°	927	1154.2	20.94	23.08	24'10"	7.56
	7	45°	1061	1322.0	23.99	26.43	27'5"	8.37
	8	45°	1195	1489.9	27.04	29.78	30'0"	9.18
	9	45°	1329	1657.8	30.09	33.13	32'8"	9.99
12	2	45°	786	946.9	19.34	21.30	16'11"	5.17
	3	45°	1039	1245.3	25.44	28.02	19'8"	5.99
	4	45°	1290	1543.7	31.53	34.73	22'4"	6.80
	5	45°	1542	1842.2	37.64	41.45	24'11"	7.60
	6	45°	1794	2140.6	43.73	48.16	27'8"	8.42
	7	45°	2045	2439.0	49.83	54.88	30'4"	9.24
	8	45°	2296	2737.4	55.93	61.60	33'0"	10.05
	9	45°	2547	3035.9	62.03	68.32	35'8"	10.87
15	2	45°	1340	1617.3	33.04	36.39	19'4"	5.88
	3	45°	1733	2083.6	42.57	46.88	22'0"	6.70
	4	45°	2127	2549.9	52.09	57.37	24'8"	7.51
	5	45°	2520	3016.2	61.52	67.86	27'4"	8.32
	6	45°	2914	3482.5	71.15	78.36	30'0"	9.13
	7	45°	3307	3948.8	80.68	88.85	32'8"	9.95
	8	45°	3700	4415.1	90.20	99.34	35'4"	10.76
	18	2	45°	2089	2527.0	51.58	56.87	21'7"
3		45°	2657	3198.4	65.29	71.98	24'4"	7.40
4		45°	3222	3869.9	78.99	87.08	26'11"	8.22
5		45°	3790	4541.4	92.70	102.20	29'7"	9.03
6		45°	4355	5215.8	106.40	117.30	32'4"	9.84
7		45°	4923	5884.3	120.10	132.40	34'11"	10.66
8		45°	5488	6555.7	133.80	147.50	37'7"	11.47
9		45°	6053	7227.2	147.50	162.60	40'3"	12.28
21	3	45°	3832	4623.6	94.36	104.00	26'7"	8.10
	4	45°	4603	5536.3	113.00	124.60	29'3"	8.91
	5	45°	5374	6450.8	131.60	145.10	31'11"	9.72
	6	45°	6145	7364.7	150.30	165.70	34'7"	10.54
	7	45°	6916	8278.5	169.00	186.30	37'3"	11.35

9' GRAIN HOPPER TANKS (GHT - 45 DEGREE HOPPER)

- For storage of free flowing material having a maximum density of 45 lbs. per cubic foot.
- Bushel capacities are calculated with no compaction and to full cubic foot capacities.
- Weight capacities are calculated at 40 lbs. per cubic foot.

12' - 21' GRAIN HOPPER TANKS (GHT - 45 DEGREE HOPPER)

- For storage of free flowing material having a maximum density of 45 lbs. per cubic foot.
- Bushel capacities are calculated with 5% compaction and at a 27° angle of repose.
- Weight capacities are calculated at 45 lbs. per cubic foot.

WARNING! Non-free flowing materials including (but not limited to) soybean meal and meat by-products should not be stored in these tanks due to their inherent nature to bridging. Check with your material supplier on the flowability of your product prior to purchasing a tank. If in doubt about a specific product, contact GSI Group engineering department for additional recommendations. Some features are optional and may be available only on certain models. Consult your local GSI dealer for details. All specifications subject to change without notice.

BULK FEED TANKS

BFT

DIAMETER (FEET)	RINGS	HOPPER ANGLE	BUSHEL	CAPACITY (CUBIC FEET)	CAPACITY (METRIC TONS)	CAPACITY (U.S. TONS)	HEIGHT (FEET)	HEIGHT (METERS)
6	1	60°	111	138.0	2.50	2.76	10'10"	3.29
	2	60°	171	212.6	3.86	4.25	13'6"	4.10
	3	60°	231	287.2	5.21	5.74	16'1"	4.89
	4	60°	291	361.8	6.56	7.24	18'10"	5.73
7	1	67°	185	230.1	4.17	4.60	13'8"	4.12
	2	67°	266	331.6	6.02	6.63	16'4"	4.93
	3	67°	348	433.2	7.86	8.66	19'0"	5.75
	4	67°	430	534.7	9.70	10.96	21'8"	6.56
	5	67°	511	636.3	11.54	12.73	24'4"	7.37
	6	67°	593	737.8	13.39	14.76	27'0"	8.18
9	1	60°	308	383.9	6.96	7.69	14'3"	4.30
	2	60°	443	551.8	10.01	11.04	16'11"	5.11
	3	60°	578	719.6	13.06	14.39	19'7"	5.92
	4	60°	713	887.5	16.10	17.75	22'3"	6.74
	5	60°	848	1055.3	19.15	21.11	24'11"	7.55
	6	60°	983	1223.2	22.19	24.46	27'7"	8.36
12	2	60°	887	1109.3	20.15	22.18	20'8"	6.25
	3	60°	1126	1407.7	25.57	28.15	23'4"	7.06
	4	60°	1365	1706.1	30.99	34.12	26'0"	7.88
	5	60°	1604	2004.5	36.42	40.08	28'8"	8.69
	6	60°	1842	2303.0	41.84	46.05	31'4"	9.50
15	2	60°	1554	1934.8	35.12	38.69	24'2"	7.33
	3	60°	1929	2401.1	43.59	48.02	26'10"	8.14
	4	60°	2304	2867.4	52.06	57.34	29'6"	8.95
	5	60°	2678	3333.7	60.52	66.67	32'2"	9.77

6' - 9' BULK FEED TANKS (BFT - 60 & 67 DEGREE HOPPERS)

- For storage of free flowing material having a maximum density of 40 lbs. per cubic foot.
- Bushel capacities are calculated with no compaction and to full cubic foot capacities.
- Weight capacities are calculated at 40 lbs. per cubic foot.

12' - 15' BULK FEED TANKS (BFT - 60 & 67 DEGREE HOPPERS)

- For storage of free flowing material having a maximum density of 45 lbs. per cubic foot.
- Bushel capacities are calculated with 5% compaction and at a 27° angle of repose.
- Weight capacities are calculated at 45 lbs. per cubic foot.

COMPLETE YOUR GSI SYSTEM

WWW.GRAINSYSTEMS.COM



TOPDRY

Grain in the overhead chamber is dried by a large fan and heater then dumped to a holding area below. An aeration fan below captures heat from this previously dried grain, and pushes it upward to help dry the next load. This recycling of heat increases efficiency, which greatly reduces drying costs.



MATERIAL HANDLING

GSI's material handling line includes bucket elevators, chain conveyors, belt conveyors, bin unloads, and chain loops. Also available are towers, catwalks, and support structures.



DRYING AND CONDITIONING

Today's farm operations have greatly varied needs for their drying solutions. Size, type, and investment all play a part in the decision for which to use. GSI provides systems of every size and type to help with those needs. Options include TopDry, Portable, Modular, and T-Series Tower Dryers.



GLOBAL SOLUTIONS. LOCAL SUPPORT.

GSI and GSI Dealers alike share the same passion and commitment to our customers. GSI Dealers understand down time is not an option, construction schedules must be met. From site planning to installation and service, GSI Dealers are the proven partners for your operation. When you buy GSI, you get the quality product of a worldwide leader and the dependable service of your local Dealership.

**TO FIND YOUR LOCAL GSI DEALER,
VISIT THE GSI DEALER LOCATOR
AT WWW.GRAINSYSTEMS.COM**



Copyright ©2016 All rights reserved.
GSI reserves the right to change
designs and specifications without notice.

GS-005 MAY 2016